

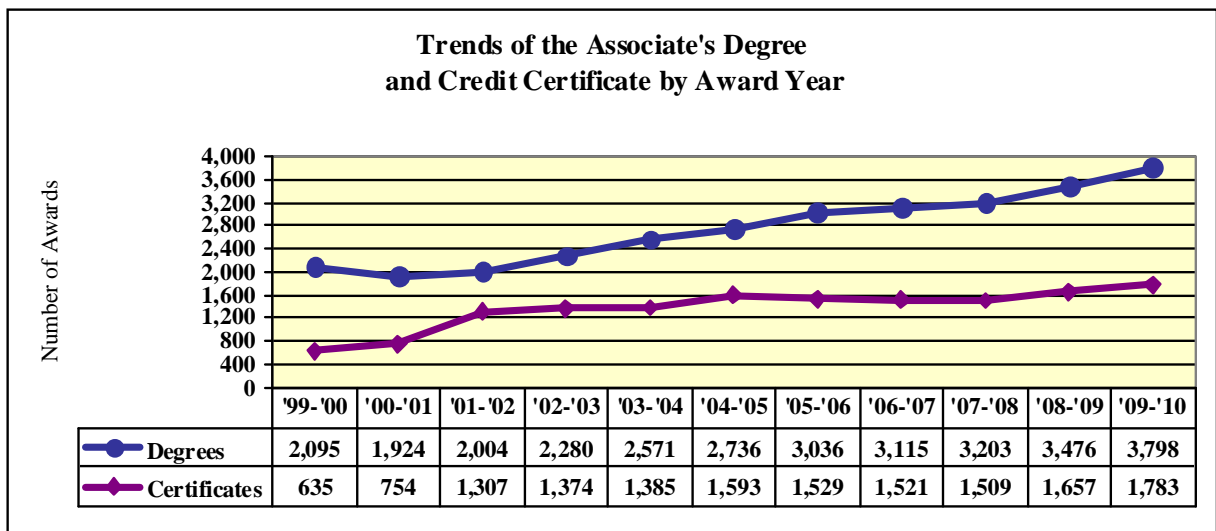
**The Associate’s Degree and Credit Certificate
Report Summary of IPEDS Data**

The associate’s degree and credit certificate data from the IPEDS Completions Survey are presented by ethnicity and data collection year. Charts have been prepared to better show the number of degrees and certificates awarded to DCCCD students in July through June.

Observations

- Since 1999-00, the number of degrees awarded has varied; an upward trend began in 2001-02. Most recent data (2009-10) show an increase (9%) in associate’s degrees over the previous award year. Over 1,700 credit certificates were awarded during 2009-10, an increase (8%) when compared to the number of credit certificates awarded in 2008-09. (See below)
- A significant increase (37%) in the number of degrees awarded to Asian students in 2009-10. Increases occurred also in degrees to African American students (13%), Hispanic students (10%) and (5%) for Anglo students. The number of certificates awarded increased for Asian (28%), African American (8%) and Hispanic (8%) students; a minor increase in the number for Anglo students (0.4%). (See *Associate’s Degree and Credit Certificate by Ethnicity, pages 2-3; college reports, pages 5-11*)
- The proportion of graduates by ethnicity was similar to the proportion of students enrolled by ethnicity. (See *Degrees and Certificates by Ethnicity for 2009-2010, page 4*)

Numbers are conservative because completers who did not file for graduation are excluded. Thus, students who complete all the curriculum requirements for receiving a degree or certificate, but do not file for graduation are not reflected in this data. Additionally, students who file for degrees after the official reporting date are also excluded.



Source: U.S. Department of Education, IPEDS Completions Survey (IPEDS data does not reflect certified Coordinating Board data)

Prepared by District Institutional Research, October 2010

P:\Research\Internal Reports\awards 09_10.pdf

DALLAS COUNTY COMMUNITY COLLEGE DISTRICT

OFFICE OF RESEARCH

Associate's Degree by Ethnicity

| Associate's Degree Award Year | Anglo | African Amer | Hispanic | Asian Pac Isl | Amer Indian | Non-Res Alien | Unknown | Total |
|-------------------------------|-------|--------------|----------|---------------|-------------|---------------|---------|-------|
| July 1997 - June 1998 | 1,420 | 390 | 293 | 132 | 9 | 33 | 0 | 2,277 |
| July 1998 - June 1999 | 1,285 | 445 | 317 | 124 | 8 | 61 | 0 | 2,240 |
| July 1999 - June 2000 | 1,124 | 432 | 319 | 155 | 18 | 44 | 3 | 2,095 |
| July 2000 - June 2001 | 1,003 | 395 | 298 | 122 | 19 | 82 | 5 | 1,924 |
| July 2001 - June 2002 | 951 | 395 | 350 | 164 | 12 | 119 | 13 | 2,004 |
| July 2002 - June 2003 | 1,036 | 478 | 420 | 171 | 14 | 137 | 24 | 2,280 |
| July 2003 - June 2004 | 1,049 | 522 | 543 | 198 | 15 | 205 | 39 | 2,571 |
| July 2004 - June 2005 | 1,058 | 556 | 599 | 227 | 16 | 222 | 58 | 2,736 |
| July 2005 - June 2006 | 1,161 | 632 | 699 | 257 | 9 | 212 | 66 | 3,036 |
| July 2006 - June 2007 | 1,222 | 612 | 715 | 280 | 8 | 192 | 86 | 3,115 |
| July 2007 - June 2008 | 1,250 | 623 | 771 | 278 | 15 | 177 | 89 | 3,203 |
| July 2008 - June 2009 | 1,309 | 625 | 906 | 309 | 16 | 219 | 92 | 3,476 |
| July 2009 - June 2010 | 1,375 | 707 | 999 | 424 | 16 | 177 | 100 | 3,798 |
| % Change '09-'10 to '08-'09 | 5% | 13% | 10% | 37% | 0% | -19% | 9% | 9% |

Source: U.S. Department of Education, IPEDS Completions Survey (IPEDS data does not reflect Coordinating Board data)

Prepared by District Institutional Research, October 2010 P:\Research\Internal Reports\awards10.pdf

DALLAS COUNTY COMMUNITY COLLEGE DISTRICT

OFFICE OF RESEARCH

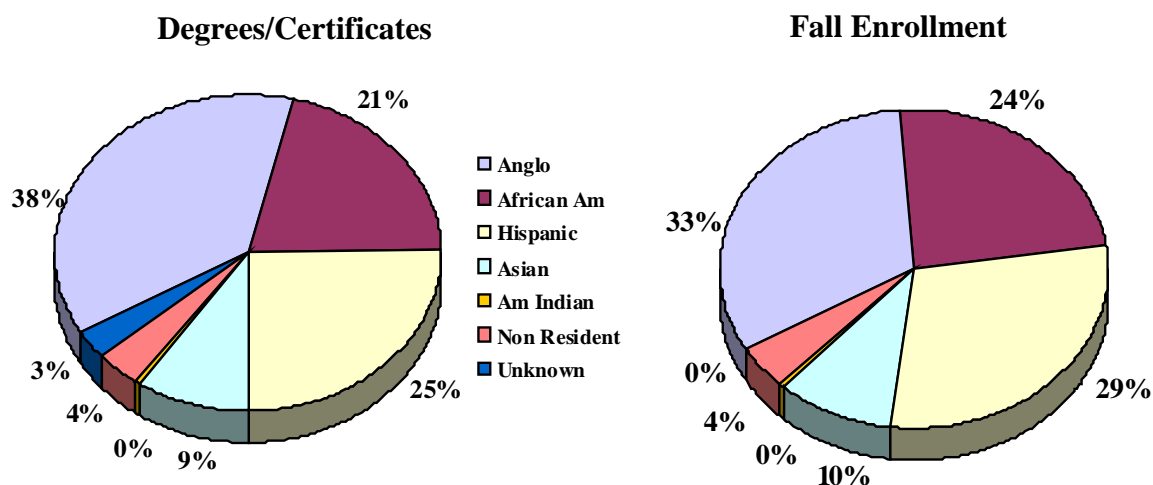
Credit Certificate by Ethnicity

| Credit Certificate Award Year | Anglo | African Amer | Hispanic | Asian Pac Isl | Amer Indian | Non-Res Alien | Unknown | Total |
|------------------------------------|-----------|--------------|-----------|---------------|-------------|---------------|------------|-----------|
| July 1997 - June 1998 | 238 | 121 | 50 | 35 | 3 | 5 | 0 | 452 |
| July 1998 - June 1999 | 269 | 113 | 80 | 29 | 4 | 9 | 0 | 504 |
| July 1999 - June 2000 | 308 | 167 | 108 | 27 | 1 | 21 | 3 | 635 |
| July 2000 - June 2001 | 338 | 217 | 114 | 51 | 20 | 11 | 3 | 754 |
| July 2001 - June 2002 | 501 | 351 | 253 | 122 | 8 | 61 | 11 | 1,307 |
| July 2002 - June 2003 | 555 | 353 | 237 | 112 | 10 | 92 | 15 | 1,374 |
| July 2003 - June 2004 | 552 | 364 | 284 | 100 | 5 | 67 | 13 | 1,385 |
| July 2004 - June 2005 | 585 | 463 | 340 | 92 | 5 | 88 | 20 | 1,593 |
| July 2005 - June 2006 | 619 | 403 | 329 | 88 | 7 | 57 | 26 | 1,529 |
| July 2006 - June 2007 | 563 | 419 | 364 | 98 | 9 | 40 | 28 | 1,521 |
| July 2007 - June 2008 | 598 | 393 | 380 | 79 | 9 | 18 | 32 | 1,509 |
| July 2008 - June 2009 | 702 | 421 | 381 | 82 | 6 | 23 | 42 | 1,657 |
| July 2009 - June 2010 | 705 | 456 | 412 | 105 | 8 | 25 | 72 | 1,783 |
| % Change '09-'10 to '08-'09 | 0% | 8% | 8% | 28% | 33% | 9% | 71% | 8% |

Source: U.S. Department of Education, IPEDS Completions Survey (IPEDS data does not reflect Coordinating Board data)

Prepared by District Institutional Research, October 2010 P:\Research\Internal Reports\awards10.pdf

**Degrees and Certificates by Ethnicity for 2009 - 2010
Compared to Credit Enrollment by Ethnicity for Fall 2009**



| Ethnicity | Degrees | Certificates | Total (Degrees/Certificates) | *Fall 2009 Enrollment |
|------------------------|--------------|--------------|---------------------------------|--------------------------|
| Anglo | 1,375 | 705 | 2,080 | 22,210 |
| African American | 707 | 456 | 1,163 | 16,395 |
| Hispanic | 999 | 412 | 1,411 | 20,187 |
| Asian/Pacific Islander | 424 | 105 | 529 | 6,832 |
| American Indian | 16 | 8 | 24 | 325 |
| Non-Resident Alien | 177 | 25 | 202 | 3,098 |
| Unknown | 100 | 72 | 172 | - |
| All | 3,798 | 1,783 | 5,581 | 69,047 |

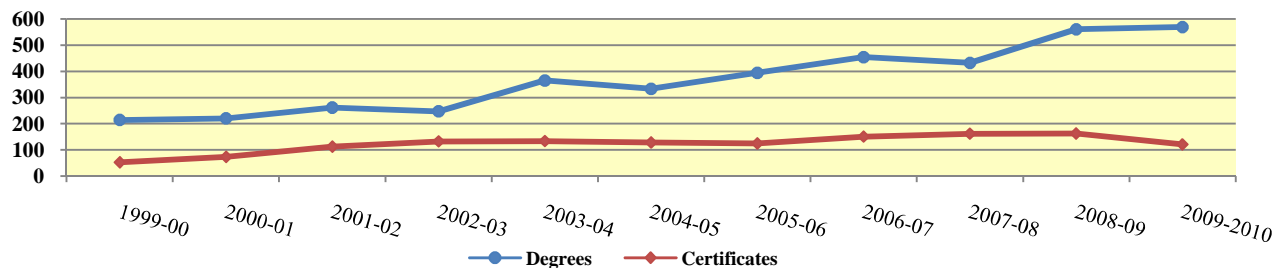
*Due to the unavailability of data on some students, this total does not equal the total enrollment for Fall 2009. District totals are unduplicated.

DALLAS COUNTY COMMUNITY COLLEGE DISTRICT

OFFICE OF RESEARCH

Certificates and Degrees by Ethnicity and Gender Brookhaven College

| | Non-Res Alien | African Amer | Amer Indian | Asian Pac Isl | Hispanic | Anglo | Unknown | Male | Female | Total |
|------------------------------|------------------|-----------------|----------------|------------------|----------|-------|---------|------|--------|------------|
| July 1999 - June 2000 | | | | | | | | | | |
| Credit Certificate | 0 | 13 | 0 | 4 | 10 | 25 | 0 | 14 | 38 | 52 |
| Associate's Degree | 7 | 26 | 2 | 14 | 36 | 129 | 0 | 86 | 128 | 214 |
| July 2000 - June 2001 | | | | | | | | | | |
| Credit Certificate | 1 | 12 | 0 | 11 | 11 | 38 | 0 | 13 | 60 | 73 |
| Associate's Degree | 12 | 23 | 2 | 10 | 39 | 134 | 0 | 94 | 126 | 220 |
| July 2001 - June 2002 | | | | | | | | | | |
| Credit Certificate | 3 | 12 | 0 | 23 | 24 | 50 | 0 | 31 | 81 | 112 |
| Associate's Degree | 8 | 27 | 3 | 28 | 36 | 157 | 2 | 89 | 172 | 261 |
| July 2002 - June 2003 | | | | | | | | | | |
| Credit Certificate | 7 | 26 | 1 | 20 | 18 | 59 | 1 | 44 | 88 | 132 |
| Associate's Degree | 15 | 24 | 4 | 20 | 36 | 145 | 3 | 101 | 146 | 247 |
| July 2003 - June 2004 | | | | | | | | | | |
| Credit Certificate | 10 | 21 | 1 | 17 | 17 | 63 | 4 | 40 | 93 | 133 |
| Associate's Degree | 16 | 46 | 5 | 31 | 53 | 212 | 2 | 156 | 209 | 365 |
| July 2004 - June 2005 | | | | | | | | | | |
| Credit Certificate | 5 | 19 | 0 | 16 | 32 | 55 | 1 | 34 | 94 | 128 |
| Associate's Degree | 19 | 33 | 2 | 36 | 70 | 163 | 10 | 140 | 193 | 333 |
| July 2005 - June 2006 | | | | | | | | | | |
| Credit Certificate | 9 | 17 | 0 | 15 | 32 | 47 | 4 | 42 | 82 | 124 |
| Associate's Degree | 16 | 44 | 2 | 40 | 88 | 188 | 16 | 152 | 242 | 394 |
| July 2006 - June 2007 | | | | | | | | | | |
| Credit Certificate | 9 | 18 | 0 | 9 | 50 | 60 | 4 | 76 | 74 | 150 |
| Associate's Degree | 18 | 46 | 0 | 48 | 91 | 242 | 9 | 185 | 269 | 454 |
| July 2007 - June 2008 | | | | | | | | | | |
| Credit Certificate | 0 | 23 | 0 | 19 | 59 | 56 | 4 | 90 | 71 | 161 |
| Associate's Degree | 6 | 46 | 1 | 53 | 102 | 210 | 14 | 174 | 258 | 432 |
| July 2008 - June 2009 | | | | | | | | | | |
| Credit Certificate | 0 | 15 | 0 | 19 | 44 | 81 | 3 | 70 | 92 | 162 |
| Associate's Degree | 7 | 59 | 2 | 57 | 157 | 267 | 12 | 218 | 343 | 561 |
| July 2009 - June 2010 | | | | | | | | | | |
| Credit Certificate | 2 | 13 | 1 | 16 | 40 | 40 | 8 | 67 | 53 | 120 |
| Associate's Degree | 7 | 54 | 1 | 102 | 147 | 238 | 20 | 221 | 348 | 569 |

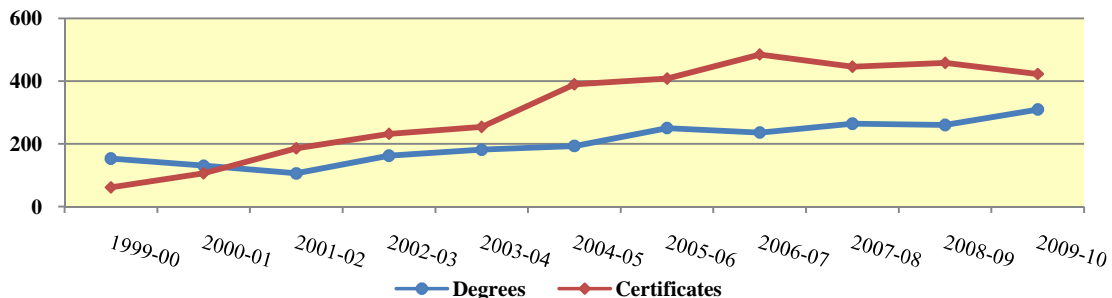


DALLAS COUNTY COMMUNITY COLLEGE DISTRICT

OFFICE OF RESEARCH

Certificates and Degrees by Ethnicity and Gender Cedar Valley College

| | Non-Res Alien | African Amer | Amer Indian | Asian Pac Isl | Hispanic | Anglo | Unknown | Male | Female | Total |
|------------------------------|------------------|-----------------|----------------|------------------|----------|-------|---------|------|--------|------------|
| July 1999 - June 2000 | | | | | | | | | | |
| Credit Certificate | 0 | 29 | 0 | 0 | 4 | 28 | 0 | 27 | 34 | 61 |
| Associate's Degree | 0 | 57 | 0 | 2 | 12 | 82 | 0 | 45 | 108 | 153 |
| July 2000 - June 2001 | | | | | | | | | | |
| Credit Certificate | 0 | 47 | 1 | 1 | 9 | 48 | 0 | 41 | 65 | 106 |
| Associate's Degree | 0 | 56 | 3 | 2 | 9 | 60 | 0 | 40 | 90 | 130 |
| July 2001 - June 2002 | | | | | | | | | | |
| Credit Certificate | 0 | 82 | 0 | 0 | 26 | 78 | 0 | 92 | 94 | 186 |
| Associate's Degree | 2 | 40 | 0 | 4 | 11 | 48 | 1 | 42 | 64 | 106 |
| July 2002 - June 2003 | | | | | | | | | | |
| Credit Certificate | 1 | 84 | 6 | 1 | 38 | 101 | 1 | 122 | 110 | 232 |
| Associate's Degree | 0 | 73 | 2 | 1 | 15 | 71 | 0 | 38 | 124 | 162 |
| July 2003 - June 2004 | | | | | | | | | | |
| Credit Certificate | 0 | 102 | 1 | 4 | 30 | 116 | 1 | 123 | 131 | 254 |
| Associate's Degree | 0 | 72 | 3 | 5 | 20 | 79 | 2 | 51 | 130 | 181 |
| July 2004 - June 2005 | | | | | | | | | | |
| Credit Certificate | 1 | 159 | 0 | 8 | 65 | 154 | 3 | 214 | 176 | 390 |
| Associate's Degree | 0 | 90 | 0 | 3 | 19 | 80 | 1 | 48 | 145 | 193 |
| July 2005 - June 2006 | | | | | | | | | | |
| Credit Certificate | 0 | 159 | 4 | 6 | 70 | 161 | 8 | 203 | 205 | 408 |
| Associate's Degree | 0 | 108 | 2 | 1 | 37 | 99 | 3 | 68 | 182 | 250 |
| July 2006 - June 2007 | | | | | | | | | | |
| Credit Certificate | 1 | 190 | 4 | 7 | 88 | 183 | 12 | 258 | 227 | 485 |
| Associate's Degree | 1 | 93 | 1 | 1 | 34 | 101 | 5 | 63 | 173 | 236 |
| July 2007 - June 2008 | | | | | | | | | | |
| Credit Certificate | 0 | 154 | 6 | 5 | 83 | 187 | 11 | 288 | 158 | 446 |
| Associate's Degree | 0 | 113 | 4 | 0 | 38 | 106 | 3 | 78 | 186 | 264 |
| July 2008 - June 2009 | | | | | | | | | | |
| Credit Certificate | 1 | 176 | 1 | 4 | 56 | 210 | 10 | 296 | 162 | 458 |
| Associate's Degree | 2 | 102 | 2 | 6 | 28 | 111 | 9 | 93 | 167 | 260 |
| July 2009 - June 2010 | | | | | | | | | | |
| Credit Certificate | 1 | 129 | 1 | 10 | 71 | 202 | 9 | 232 | 191 | 423 |
| Associate's Degree | 0 | 132 | 0 | 3 | 36 | 133 | 5 | 90 | 219 | 309 |



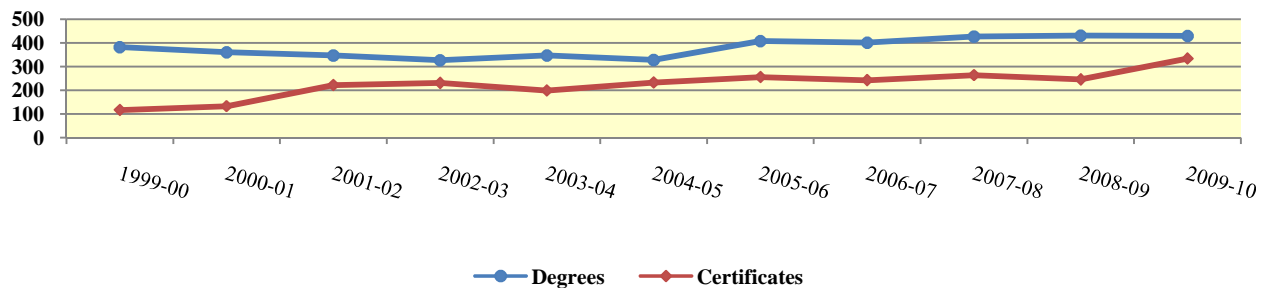
Source: U.S. Department of Education, IPEDS Completions Survey (IPEDS data does not reflect certified Coordinating Board data)
Revised District Inst. Research, October 2010, P:\Research\Internal Reports\dcccgradsvvc.xls

DALLAS COUNTY COMMUNITY COLLEGE DISTRICT

OFFICE OF RESEARCH

Certificates and Degrees by Ethnicity and Gender Eastfield College

| | Non-Res Alien | African Amer | Amer Indian | Asian Pac Isl | Hispanic | Anglo | Unknown | Male | Female | Total |
|------------------------------|------------------|-----------------|----------------|------------------|----------|-------|---------|------|--------|-------|
| July 1999 - June 2000 | | | | | | | | | | |
| Credit Certificate | 0 | 34 | 0 | 4 | 21 | 57 | 1 | 68 | 49 | 117 |
| Associate's Degree | 5 | 69 | 4 | 29 | 56 | 219 | 0 | 171 | 211 | 382 |
| July 2000 - June 2001 | | | | | | | | | | |
| Credit Certificate | 1 | 41 | 0 | 11 | 19 | 60 | 1 | 74 | 59 | 133 |
| Associate's Degree | 2 | 65 | 1 | 25 | 59 | 206 | 3 | 144 | 217 | 361 |
| July 2001 - June 2002 | | | | | | | | | | |
| Credit Certificate | 1 | 52 | 2 | 20 | 50 | 93 | 4 | 140 | 82 | 222 |
| Associate's Degree | 5 | 56 | 2 | 29 | 58 | 194 | 3 | 141 | 206 | 347 |
| July 2002 - June 2003 | | | | | | | | | | |
| Credit Certificate | 6 | 62 | 3 | 14 | 41 | 101 | 4 | 165 | 66 | 231 |
| Associate's Degree | 5 | 74 | 2 | 15 | 57 | 171 | 3 | 133 | 194 | 327 |
| July 2003 - June 2004 | | | | | | | | | | |
| Credit Certificate | 2 | 43 | 0 | 20 | 41 | 92 | 1 | 146 | 53 | 199 |
| Associate's Degree | 6 | 72 | 1 | 24 | 64 | 176 | 4 | 146 | 201 | 347 |
| July 2004 - June 2005 | | | | | | | | | | |
| Credit Certificate | 2 | 49 | 1 | 16 | 77 | 87 | 1 | 169 | 64 | 233 |
| Associate's Degree | 4 | 62 | 2 | 16 | 91 | 148 | 5 | 132 | 196 | 328 |
| July 2005 - June 2006 | | | | | | | | | | |
| Credit Certificate | 1 | 51 | 0 | 14 | 71 | 118 | 1 | 191 | 65 | 256 |
| Associate's Degree | 5 | 72 | 1 | 24 | 109 | 192 | 5 | 189 | 219 | 408 |
| July 2006 - June 2007 | | | | | | | | | | |
| Credit Certificate | 1 | 48 | 4 | 18 | 81 | 89 | 2 | 202 | 41 | 243 |
| Associate's Degree | 2 | 53 | 1 | 21 | 113 | 206 | 5 | 163 | 238 | 401 |
| July 2007 - June 2008 | | | | | | | | | | |
| Credit Certificate | 0 | 52 | 0 | 15 | 96 | 99 | 2 | 213 | 51 | 264 |
| Associate's Degree | 0 | 81 | 1 | 19 | 118 | 202 | 6 | 194 | 233 | 427 |
| July 2008 - June 2009 | | | | | | | | | | |
| Credit Certificate | 0 | 55 | 0 | 8 | 69 | 112 | 2 | 209 | 37 | 246 |
| Associate's Degree | 2 | 87 | 5 | 12 | 127 | 192 | 6 | 174 | 257 | 431 |
| July 2009 - June 2010 | | | | | | | | | | |
| Credit Certificate | 0 | 90 | 2 | 18 | 95 | 118 | 11 | 224 | 110 | 334 |
| Associate's Degree | 0 | 93 | 2 | 14 | 150 | 167 | 4 | 163 | 267 | 430 |



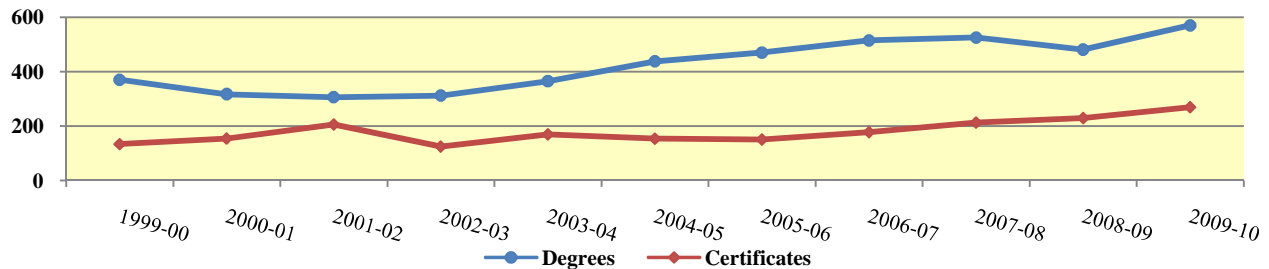
Source: U.S. Department of Education, IPEDS Completions Survey (IPEDS data does not reflect certified Coordinating Board data)
Revised District Inst. Research, October 2010, P:\Research\Internal Reports\dcccgradsefc.pdf

DALLAS COUNTY COMMUNITY COLLEGE DISTRICT

OFFICE OF RESEARCH

Certificates and Degrees by Ethnicity and Gender El Centro College

| | Non-Res Alien | African Amer | Amer Indian | Asian Pac Isl | Hispanic | Anglo | Unknown | Male | Female | Total |
|------------------------------|------------------|-----------------|----------------|------------------|----------|-------|---------|------|--------|------------|
| July 1999 - June 2000 | | | | | | | | | | |
| Credit Certificate | 5 | 41 | 0 | 3 | 20 | 64 | 0 | 33 | 100 | 133 |
| Associate's Degree | 6 | 96 | 2 | 13 | 61 | 192 | 0 | 71 | 299 | 370 |
| July 2000 - June 2001 | | | | | | | | | | |
| Credit Certificate | 4 | 53 | 0 | 7 | 26 | 63 | 1 | 74 | 80 | 154 |
| Associate's Degree | 11 | 93 | 3 | 12 | 56 | 142 | 0 | 68 | 249 | 317 |
| July 2001 - June 2002 | | | | | | | | | | |
| Credit Certificate | 10 | 67 | 1 | 9 | 49 | 68 | 1 | 119 | 86 | 205 |
| Associate's Degree | 23 | 86 | 2 | 16 | 45 | 132 | 2 | 61 | 245 | 306 |
| July 2002 - June 2003 | | | | | | | | | | |
| Credit Certificate | 3 | 47 | 0 | 6 | 27 | 40 | 1 | 51 | 73 | 124 |
| Associate's Degree | 12 | 78 | 1 | 16 | 60 | 144 | 1 | 67 | 245 | 312 |
| July 2003 - June 2004 | | | | | | | | | | |
| Credit Certificate | 6 | 49 | 2 | 3 | 49 | 59 | 1 | 65 | 104 | 169 |
| Associate's Degree | 20 | 102 | 3 | 16 | 75 | 145 | 4 | 71 | 294 | 365 |
| July 2004 - June 2005 | | | | | | | | | | |
| Credit Certificate | 6 | 51 | 1 | 2 | 23 | 66 | 4 | 60 | 93 | 153 |
| Associate's Degree | 21 | 107 | 4 | 26 | 87 | 181 | 12 | 90 | 348 | 438 |
| July 2005 - June 2006 | | | | | | | | | | |
| Credit Certificate | 6 | 44 | 1 | 6 | 24 | 66 | 3 | 62 | 88 | 150 |
| Associate's Degree | 28 | 107 | 0 | 60 | 83 | 176 | 16 | 107 | 363 | 470 |
| July 2006 - June 2007 | | | | | | | | | | |
| Credit Certificate | 5 | 56 | 0 | 15 | 44 | 55 | 2 | 50 | 127 | 177 |
| Associate's Degree | 32 | 117 | 1 | 51 | 92 | 203 | 19 | 119 | 396 | 515 |
| July 2007 - June 2008 | | | | | | | | | | |
| Credit Certificate | 4 | 51 | 3 | 12 | 37 | 100 | 5 | 118 | 94 | 212 |
| Associate's Degree | 28 | 110 | 4 | 41 | 102 | 225 | 15 | 130 | 395 | 525 |
| July 2008 - June 2009 | | | | | | | | | | |
| Credit Certificate | 1 | 40 | 4 | 8 | 44 | 124 | 8 | 142 | 87 | 229 |
| Associate's Degree | 18 | 99 | 3 | 39 | 111 | 196 | 15 | 113 | 368 | 481 |
| July 2009 - June 2010 | | | | | | | | | | |
| Credit Certificate | 0 | 55 | 3 | 8 | 44 | 147 | 12 | 167 | 102 | 269 |
| Associate's Degree | 13 | 130 | 4 | 56 | 116 | 236 | 15 | 129 | 441 | 570 |



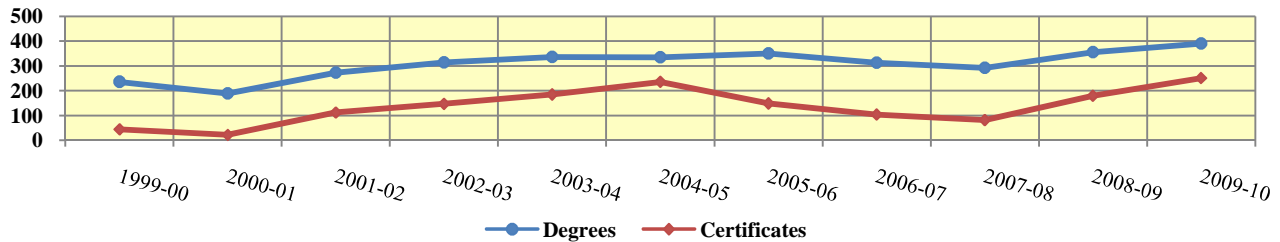
Source: U.S. Department of Education, IPEDS Completions Survey (IPEDS data does not reflect certified Coordinating Board data)
Revised District Inst. Research, October 2010, P:\Research\Internal Reports\dcccgradsecc.pdf

DALLAS COUNTY COMMUNITY COLLEGE DISTRICT

OFFICE OF RESEARCH

Certificates and Degrees by Ethnicity and Gender Mountain View College

| | Non-Res Alien | African Amer | Amer Indian | Asian Pac Isl | Hispanic | Anglo | Unknown | Male | Female | Total |
|------------------------------|------------------|-----------------|----------------|------------------|----------|-------|---------|------|--------|------------|
| July 1999 - June 2000 | | | | | | | | | | |
| Credit Certificate | 0 | 5 | 0 | 2 | 15 | 22 | 0 | 11 | 33 | 44 |
| Associate's Degree | 1 | 74 | 2 | 13 | 53 | 93 | 0 | 85 | 151 | 236 |
| July 2000 - June 2001 | | | | | | | | | | |
| Credit Certificate | 1 | 3 | 0 | 0 | 6 | 12 | 0 | 7 | 15 | 22 |
| Associate's Degree | 1 | 53 | 1 | 7 | 46 | 80 | 1 | 62 | 127 | 189 |
| July 2001 - June 2002 | | | | | | | | | | |
| Credit Certificate | 2 | 50 | 1 | 4 | 27 | 28 | 0 | 50 | 62 | 112 |
| Associate's Degree | 7 | 86 | 2 | 10 | 101 | 65 | 2 | 99 | 174 | 273 |
| July 2002 - June 2003 | | | | | | | | | | |
| Credit Certificate | 4 | 40 | 0 | 11 | 49 | 42 | 1 | 77 | 70 | 147 |
| Associate's Degree | 2 | 81 | 2 | 17 | 123 | 87 | 2 | 122 | 192 | 314 |
| July 2003 - June 2004 | | | | | | | | | | |
| Credit Certificate | 4 | 55 | 0 | 9 | 62 | 53 | 2 | 86 | 99 | 185 |
| Associate's Degree | 13 | 82 | 1 | 17 | 149 | 65 | 9 | 131 | 205 | 336 |
| July 2004 - June 2005 | | | | | | | | | | |
| Credit Certificate | 6 | 79 | 1 | 8 | 77 | 59 | 6 | 92 | 144 | 236 |
| Associate's Degree | 6 | 100 | 1 | 11 | 139 | 74 | 4 | 108 | 227 | 335 |
| July 2005 - June 2006 | | | | | | | | | | |
| Credit Certificate | 0 | 47 | 1 | 2 | 55 | 43 | 1 | 52 | 97 | 149 |
| Associate's Degree | 2 | 91 | 4 | 8 | 167 | 71 | 7 | 99 | 251 | 350 |
| July 2006 - June 2007 | | | | | | | | | | |
| Credit Certificate | 2 | 30 | 0 | 7 | 37 | 28 | 0 | 53 | 51 | 104 |
| Associate's Degree | 3 | 86 | 0 | 10 | 153 | 55 | 6 | 109 | 204 | 313 |
| July 2007 - June 2008 | | | | | | | | | | |
| Credit Certificate | 2 | 26 | 0 | 1 | 31 | 21 | 1 | 44 | 38 | 82 |
| Associate's Degree | 2 | 65 | 1 | 6 | 137 | 68 | 13 | 104 | 188 | 292 |
| July 2008 - June 2009 | | | | | | | | | | |
| Credit Certificate | 0 | 49 | 0 | 10 | 79 | 38 | 4 | 78 | 102 | 180 |
| Associate's Degree | 2 | 75 | 1 | 15 | 193 | 62 | 7 | 131 | 224 | 355 |
| July 2009 - June 2010 | | | | | | | | | | |
| Credit Certificate | 0 | 86 | 1 | 11 | 70 | 54 | 2 | 97 | 127 | 224 |
| Associate's Degree | 0 | 84 | 2 | 20 | 210 | 66 | 8 | 139 | 251 | 390 |



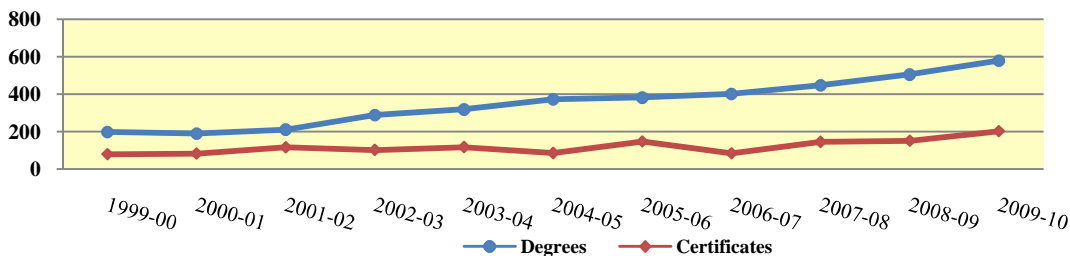
Source: U.S. Department of Education, IPEDS Completions Survey (IPEDS data does not reflect certified Coordinating Board data)
Revised District Inst. Research, October 2010 P:\Reserch\Internal Reports\dcccgradsmvc.pdf

DALLAS COUNTY COMMUNITY COLLEGE DISTRICT

OFFICE OF RESEARCH

Certificates and Degrees by Ethnicity and Gender North Lake College

| | Non-Res Alien | African Amer | Amer Indian | Asian Pac Isl | Hispanic | Anglo | Unknown | Male | Female | Total |
|------------------------------|------------------|-----------------|----------------|------------------|----------|-------|---------|------|--------|------------|
| July 1999 - June 2000 | | | | | | | | | | |
| Credit Certificate | 4 | 11 | 0 | 2 | 15 | 47 | 0 | 55 | 24 | 79 |
| Associate's Degree | 5 | 26 | 0 | 33 | 19 | 115 | 0 | 75 | 123 | 198 |
| July 2000 - June 2001 | | | | | | | | | | |
| Credit Certificate | 4 | 11 | 0 | 9 | 13 | 45 | 0 | 56 | 26 | 82 |
| Associate's Degree | 11 | 24 | 1 | 18 | 21 | 115 | 0 | 75 | 115 | 190 |
| July 2001 - June 2002 | | | | | | | | | | |
| Credit Certificate | 8 | 19 | 1 | 14 | 19 | 52 | 3 | 84 | 32 | 116 |
| Associate's Degree | 23 | 34 | 1 | 18 | 30 | 105 | 0 | 103 | 108 | 211 |
| July 2002 - June 2003 | | | | | | | | | | |
| Credit Certificate | 10 | 17 | 0 | 15 | 18 | 41 | 1 | 61 | 41 | 102 |
| Associate's Degree | 39 | 42 | 2 | 40 | 35 | 125 | 6 | 124 | 165 | 289 |
| July 2003 - June 2004 | | | | | | | | | | |
| Credit Certificate | 9 | 20 | 1 | 10 | 24 | 50 | 3 | 71 | 46 | 117 |
| Associate's Degree | 57 | 44 | 1 | 23 | 53 | 136 | 5 | 146 | 173 | 319 |
| July 2004 - June 2005 | | | | | | | | | | |
| Credit Certificate | 13 | 18 | 0 | 5 | 16 | 33 | 0 | 40 | 45 | 85 |
| Associate's Degree | 63 | 44 | 3 | 42 | 63 | 150 | 8 | 179 | 194 | 373 |
| July 2005 - June 2006 | | | | | | | | | | |
| Credit Certificate | 15 | 26 | 0 | 16 | 28 | 61 | 1 | 87 | 60 | 147 |
| Associate's Degree | 84 | 50 | 0 | 27 | 71 | 144 | 6 | 176 | 206 | 382 |
| July 2006 - June 2007 | | | | | | | | | | |
| Credit Certificate | 6 | 15 | 0 | 8 | 17 | 37 | 1 | 42 | 42 | 84 |
| Associate's Degree | 69 | 69 | 1 | 47 | 84 | 124 | 8 | 164 | 238 | 402 |
| July 2007 - June 2008 | | | | | | | | | | |
| Credit Certificate | 3 | 32 | 0 | 11 | 29 | 69 | 1 | 91 | 54 | 145 |
| Associate's Degree | 93 | 45 | 1 | 49 | 97 | 155 | 8 | 185 | 263 | 448 |
| July 2008 - June 2009 | | | | | | | | | | |
| Credit Certificate | 13 | 28 | 0 | 16 | 32 | 62 | 0 | 82 | 69 | 151 |
| Associate's Degree | 148 | 58 | 1 | 35 | 98 | 156 | 9 | 248 | 257 | 505 |
| July 2009 - June 2010 | | | | | | | | | | |
| Credit Certificate | 16 | 41 | 0 | 10 | 61 | 62 | 12 | 118 | 84 | 202 |
| Associate's Degree | 140 | 49 | 3 | 72 | 121 | 183 | 11 | 281 | 298 | 579 |



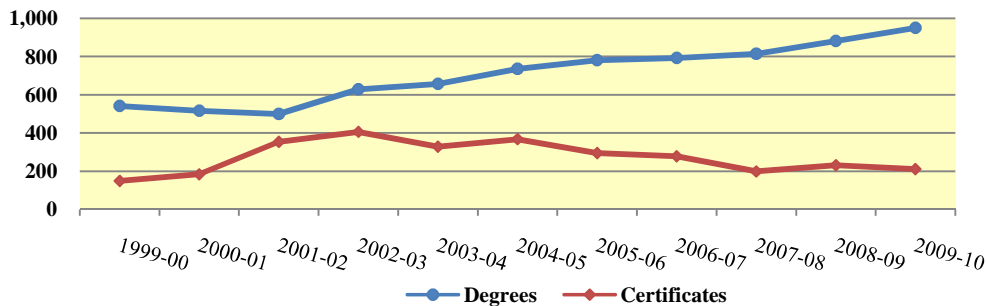
Source: U.S. Department of Education, IPEDS Completions Survey (IPEDS data does not reflect certified Coordinating Board data)
Revised District Inst. Research, October 2010, P:\Research\Internal Reports\dcccgradslnc.pdf

DALLAS COUNTY COMMUNITY COLLEGE DISTRICT

OFFICE OF RESEARCH

Certificates and Degrees by Ethnicity and Gender Richland College

| | Non-Res Alien | African Amer | Amer Indian | Asian Pac Isl | Hispanic | Anglo | Unknown | Male | Female | Total |
|------------------------------|------------------|-----------------|----------------|------------------|----------|-------|---------|------|--------|------------|
| July 1999 - June 2000 | | | | | | | | | | |
| Credit Certificate | 12 | 34 | 1 | 12 | 23 | 65 | 2 | 68 | 81 | 149 |
| Associate's Degree | 20 | 84 | 8 | 51 | 82 | 294 | 3 | 218 | 324 | 542 |
| July 2000 - June 2001 | | | | | | | | | | |
| Credit Certificate | 19 | 50 | 1 | 12 | 30 | 72 | 0 | 72 | 112 | 184 |
| Associate's Degree | 45 | 81 | 8 | 48 | 68 | 266 | 1 | 195 | 322 | 517 |
| July 2001 - June 2002 | | | | | | | | | | |
| Credit Certificate | 37 | 69 | 3 | 52 | 58 | 132 | 3 | 167 | 187 | 354 |
| Associate's Degree | 51 | 66 | 2 | 59 | 69 | 250 | 3 | 230 | 270 | 500 |
| July 2002 - June 2003 | | | | | | | | | | |
| Credit Certificate | 61 | 77 | 0 | 45 | 46 | 171 | 6 | 187 | 219 | 406 |
| Associate's Degree | 64 | 106 | 1 | 62 | 94 | 293 | 9 | 268 | 361 | 629 |
| July 2003 - June 2004 | | | | | | | | | | |
| Credit Certificate | 36 | 74 | 0 | 37 | 61 | 119 | 1 | 126 | 202 | 328 |
| Associate's Degree | 93 | 104 | 1 | 82 | 129 | 236 | 13 | 259 | 399 | 658 |
| July 2004- June 2005 | | | | | | | | | | |
| Credit Certificate | 55 | 88 | 2 | 37 | 50 | 131 | 5 | 152 | 216 | 368 |
| Associate's Degree | 109 | 120 | 4 | 93 | 130 | 262 | 18 | 304 | 432 | 736 |
| July 2005- June 2006 | | | | | | | | | | |
| Credit Certificate | 26 | 59 | 1 | 29 | 49 | 123 | 8 | 98 | 197 | 295 |
| Associate's Degree | 77 | 160 | 0 | 97 | 144 | 291 | 13 | 328 | 454 | 782 |
| July 2006- June 2007 | | | | | | | | | | |
| Credit Certificate | 16 | 62 | 1 | 34 | 47 | 111 | 7 | 101 | 177 | 278 |
| Associate's Degree | 67 | 148 | 4 | 102 | 148 | 291 | 34 | 329 | 465 | 794 |
| July 2007- June 2008 | | | | | | | | | | |
| Credit Certificate | 9 | 55 | 0 | 16 | 45 | 66 | 8 | 62 | 137 | 199 |
| Associate's Degree | 48 | 163 | 3 | 110 | 177 | 284 | 30 | 311 | 504 | 815 |
| July 2008 - June 2009 | | | | | | | | | | |
| Credit Certificate | 8 | 58 | 1 | 17 | 57 | 75 | 15 | 95 | 136 | 231 |
| Associate's Degree | 40 | 145 | 2 | 145 | 192 | 325 | 34 | 369 | 514 | 883 |
| July 2009 - June 2010 | | | | | | | | | | |
| Credit Certificate | 6 | 42 | 0 | 32 | 31 | 82 | 18 | 95 | 116 | 211 |
| Associate's Degree | 17 | 165 | 4 | 157 | 219 | 352 | 37 | 412 | 539 | 951 |



Source: U.S. Department of Education, IPEDS Completions Survey (IPEDS data does not reflect certified Coordinating Board data)
 Revised by District Inst. Research, October 2010 P:\Research\Internal reports\dcccgradsrc.pdf